

NOFLOODS EASYWALL™

Next Generation Protection

A next-generation solution of Boxwall and L-shaped Barriers—modular, self-anchoring, and built for today's urban challenges



NoFloods EasyWallTM

Built on Strength, Secured by Water

A new benchmark in the category of Boxwall and L-shaped Barriers, the NoFloods EasyWall offers a fast, tool-free flood protection solution designed for urban environments.

The EasyWall is available in protection heights from 50 to 120 cm, ensuring the right level of protection for any flood scenario. Across all models, the assembly principle remains the same — making deployment straightforward regardless of the model selected.

Its stackable, lightweight design ensures efficient transport, compact storage, and fast deployment without the need for specialized personnel.

The system offers specialised inward and outward corner modules, extendable sections, and wall connectors, ensuring smooth transitions, structural integrity, and precise alignment in complex configurations.

The NoFloods EasyWall range includes three distinct product series – each engineered for durability, modularity, and rapid deployment, yet individually tailored to different challenges.

The T-series, trademarked and patent pending, is the premium solution in the range. With its advanced locking mechanism, HydroFoamTM base for superior grip, and HydroSealTM edge for minimal seepage, it delivers maximum performance even under demanding conditions.

For added versatility, the D-series is built for uneven ground with a detachable membrane that adapts to surface variations, while the S-series uses a slide connection system enabling 3–5° adjustments during installation and reducing the need for corner modules.



NoFloods EasyWall™

Featured Benefits

The NoFloods EasyWall is designed with flexibility in mind, offering a range of heights that adapt to varying flood scenarios. It delivers reliable and efficient protection while maintaining rapid deployment and ease of use.



Material & Structure

Made from high quality ABS plastic and Injection molded with UV Protection ensure safe usage temperature of - 20 to + 35 ° C.



Rapid Deployment

The intuitive design with its quick *Easy-Connect* locking mechanism units allows for rapid deployment.



Light weight

Each unit weighs just 4–18 kg, depending on model and height—making installation quick and easy.



Protection

The integrity of NoFloods EasyWall ensures efficient protection against flood water.



System Variants by Application

NoFloods EasyWall is available in three product series, each tailored to different surface conditions and protection requirements.



Optimised Storage

The compact and stackable design of the NoFloods EasyWall ensures that the barrier takes up minimal storage space.



Infinite Connection

The modules can be extended to any required barrier length. This modular design ensures adaptability for both small-scale protection and large flood defense projects.



Sustainable

Due to the high quality ABS plastic with UV protection the NoFloods EasyWall can be reused again and again.

The NoFloods EasyWall is designed and manufactured using high-quality ABS plastic and advanced production technology, ensuring uniform construction and optimal compression stability. This precision-engineered process guarantees the structural integrity of each barrier, making it highly resistant to deformation or failure during use.

NoFloods EasyWall™

T-Series Product Range

EasyWall T-Series – Advanced Performance and Adaptability

Design Registered and Patent Pending – Engineered for Proven Performance

The T-series represents the most advanced EasyWall solution, designed for applications where superior performance is critical. Its advanced locking mechanism, combined with the HydroFoam™ base and HydroSeal™ edge, ensures exceptionally tight ground contact and reliable protection against seepage. In addition, the T-series offers a range of specialised modules, such as adjustable sections and wall connectors, allowing for full customisation to site-specific layouts. This combination of performance and flexibility makes the T-series the preferred choice for demanding projects.

EasyWall T50: Compact model delivering superior watertight performance with the T-series' advanced interlocking system.

EasyWall T80: Provides the same design and functionality as the T50, but with increased height for higher levels of protection.

EasyWall T100: Same design and functionality as T80, but with increased height and improved strength for an even higher level of protection.

EasyWall T120: The top model of the series with a protection height of 120 cm – for the most demanding tasks where maximum protection is essential.



NoFloods EasyWall™

S-Series Product Range

EasyWall S-Series - Flexible and Easy to Adjust

The S-series is designed for sites where adaptability is key. Each module features a slide connection, allowing slight adjustments of 3-5° during installation without the need for corner modules. This makes the S-series particularly well-suited to urban environments or locations with irregular layouts, where fast deployment and flexible alignment are essential. The series is available in four heights— offering scalable protection to match site-specific requirements.



EasyWall S50: Standard model offering reliable protection with flexible installation.


EasyWall S60: Same design as the S50, but with increased height for greater protection.

EasyWall S75: Provides higher protection with the added convenience of an integrated handle for easier carrying, positioning, and moving.

EasyWall S110: The tallest S-model, delivering maximum protection while maintaining the flexibility of the S-series design.

NoFloods EasyWall™

D-Series Product Range



EasyWall D-Series - Stability on Uneven Surfaces

The D-series is engineered for challenging ground conditions where surfaces are uneven or irregular. Each module is equipped with a detachable membrane that adapts to variations in the ground, ensuring a tighter seal and improved stability. This design makes the D-series particularly effective on surfaces such as gravel, compacted soil, or mixed terrain, where standard barriers may struggle to maintain watertightness. Available in multiple heights, the D-series combines strength and adaptability to deliver reliable flood protection even in difficult environments.

EasyWall D55: Delivers excellent watertightness and stability, with the membrane enhancing ground contact for secure protection.

EasyWall D100: The tallest model in the D-series, offering maximum protection while maintaining stability and sealing performance on uneven surfaces.

NOTE: The D-series is not available in the USA, Canada, Puerto Rico, the UK, Ireland, or Qatar.



Installation Guide

Installation & Operation

1

Barrier Orientation

Each NoFloods EasyWall module has a defined top and bottom to ensure proper setup. Visual cues, such as shape, markings, or labeling, help indicate the upright position. Ensuring correct orientation is essential for stability and smooth connection with adjacent modules.

2


Connection of units

To connect modules, begin by placing the first EasyWall unit in position. Tilt the next unit slightly, align the bottom connectors, then lower it into place and secure the top connection. While locking details may vary slightly between models, the overall connection process remains the same.



Continue connecting the units to achieve the desired barrier length and configuration. The NoFloods EasyWall locking mechanisms allow for easy adjustments, ensuring a secure and flexible setup. For turns, the inward and outward corner modules provide a stable and precise solution, while the barrier can be neatly finished with an end module.

Example of top locking mechanism (T Series)



To disassemble the NoFloods EasyWall, start at the end unit. Depending on the model, you may need to unlock the top connection first. Then, simply lift and tip each unit to detach it from the next.



Installation Guide

Special Installation Situations

1 Crossing Kerbs & Raised Surfaces



EasyWall can be routed over curbs by crossing at right angles. The barrier ends at the curb with an end module and continues on the raised surface with a new end module. The two end modules are connected with specially developed clamps that handle the height difference.

2 Securing the Barrier in Strong Winds



A deployed EasyWall is unaffected by wind once water fills the base — however, prior to flooding, strong winds may pose a risk. The barrier can be secured using the NoFlood Storm Anchor System, mounted to the base of the modules, or alternatively stabilised using NoFlood Ballast Tubes or ballast blocks.

3 Preventing Seepage on Uneven Surfaces



On uneven surfaces, the NoFlood Membrane can be used to prevent seepage underneath the barrier. The membrane attaches easily to the front Velcro strip of the EasyWall modules and covers 2-10 modules at a time, ensuring effective protection even on irregular surfaces.

NoFloods EasyWall™

Why Customers Choose EasyWall

460 Meters of Confidence: EasyWall in Action



In Kerteminde, 65 coastal households joined forces to secure long-term flood protection. After thorough research and comparative testing of multiple barrier solutions, the community chose the NoFloods EasyWall as the most effective and sustainable option.

As part of a large-scale test deployment, a 460-meter EasyWall barrier was installed by a small local team. The trial confirmed the system's speed, ease of use, and performance. Unlike sandbags, EasyWall is reusable and compact to store, providing lasting resilience and peace of mind for the community.

From Damage to Preparedness



After severe flooding when Denmark's fourth-largest lake overflowed, the Tissoe sailing club decided to take matters into their own hands. To be ready for future high-water events, they evaluated several comparable flood barrier systems and ultimately selected NoFloods EasyWall for its proven performance, speed of deployment, and reusability.









The EasyWall system now ensures the club is fully prepared and self-reliant, with a reliable protection line ready to deploy whenever water levels rise again.

NoFloods EasyWall™

EasyWall vs. Sandbags

Smarter, Faster and More Sustainable

Replacing sandbags with EasyWall reduces deployment time by up to 80%, lowers total cost of ownership, and eliminates recurring waste and labor expenses.

Feature	NoFloods EasyWall™	Traditional sandbags
 Patented Technology	✓ Patent-pending and design-registered innovation	✗ No standardised quality or design
 Deployment Time	✓ ~ 2 minutes per 10 m with 2 people	✗ ~ 120 minutes per 10 m with 6 people
 Sustainability	✓ Made from recyclable ABS plastic - minimal waste	✗ Disposal of contaminated sand after each use
 Reusability	✓ Fully reusable with over 10 years of proven durability	✗ Single use - costly disposal after every flood
 Setup and Handling	✓ Lightweight modular units - quick manual assembly	✗ Heavy, labour-intensive, requires larger teams
 Storage & logistics	✓ Compact, stackable design for easy transport and storage	✗ Large, requires transport and storage of sand
 Proven International Use	✓ Deployed worldwide with documented field results	✗ Conventional approach, limited innovation
 Lightweight & Portable	✓ Low weight - simple to move, store and reuse	✗ Heavy to handle, often requires machinery

NoFloods EasyWall™

Plan Your EasyWall in Minutes

Determining the correct number of EasyWall modules is essential for building a secure and effective barrier.

The NoFloods EasyWall can be extended to any required length. When connected, modules overlap by approximately 7 cm, depending on the model and installation angle. This overlap applies to all modules, and must be included when calculating total barrier length. A tolerance of approximately 2-3% in total barrier length must be expected, depending on the model and site layout.

For all models, three corner modules are required as a baseline to form a 90° angle. Exceptions to this are the T80, T100, and T120 models, which require four and two corner modules respectively to achieve the same 90° configuration. Corner modules extend the overall barrier length slightly but should not be included when calculating the length of straight sections.

Wall connectors create a tight fit against walls, while end modules form a defined end point. Both components add a small amount of length, which should be considered when planning the barrier layout.

The table below indicates the estimated number of standard modules needed for straight-line deployment. For tailored calculations, please use the **NoFloods EasyWall Calculator on our website**.

Barrier length / Series	S-series	D-series	T-series
10 m	~ 11-16 pcs	~ 11-12 pcs	~ 14-16 pcs
20 m	~ 22-32 pcs	~22-24 pcs	~28-32 pcs
30 m	~ 33-48 pcs	~ 33-36 pcs	~42-48 pcs

Beyond the standard range, additional models, variations, and customised solutions can be provided on request. For tailored configurations or project-specific needs, please contact our NoFloods Team.



CONTACT



Hareskovvej 17i
4400 Kalundborg, Denmark



+45 53 79 20 87



+45 70 70 74 82



info@nofloods.com



www.nofloods.com

Product & Technical Specifications

This appendix outlines the technical specifications for the most widely used NoFloods EasyWall models, including key details such as dimensions, weights, and configurations. It is designed to make product selection, planning, and deployment straightforward and efficient.


NOFLOODS EASYWALLTM



NoFloods EasyWall™

S50

The sliding connection of the S system allows for 3–5 degrees of flexibility when connected. This provides an advantage during installation, enabling minor adjustments without the need for corner modules.



Product	Product ID	Dimensions (W x D x H) (cm)	Weight (Kg)	Protection Height (cm)
NoFloods EasyWall S50-ST Straight	20-3250	70.5 x 68 x 52.8	4.1 ± 2%	50
NoFloods EasyWall S50-IN Inward corner 30°	20-3260	55-22 x 68 x 52.8	2.8 ± 2%	50
NoFloods EasyWall S50-OU Outward corner 30°	20-3270	67-35 x 68 x 52.8	2.7 ± 2%	50
NoFloods EasyWall S50-EN End - Left NoFloods EasyWall S50-EN End - Right	20-3280 20-3290	39 x 68 x 50	3.5 ± 5%	50

The NoFloods EasyWall S50-EN End Modules are available as a set or individually in left or right versions.

NoFloods EasyWall™

T50

The EasyWall T50 with its enhanced foam and rubber sealing provides superior watertightness compared to the S50. Closed with a simple clamp, it locks firmly in place, delivering optimal protection against seepage.




Product	Product ID	Dimensions (W x D x H) (cm)	Weight (Kg)	Protection Height (cm)	
NoFloods EasyWall T50-ST Straight	20-3010	70.5 x 68 x 52	4.2	50	
NoFloods EasyWall T50-IN Inward corner 30°	20-3030	68-36 x 68 x 52	3.2	50	
NoFloods EasyWall T50-OU Outward corner 30°	20-3040	40-73 x 68 x 52	2.8	50	
NoFloods EasyWall T50-EN End Left NoFloods EasyWall T50-EN End Right	20-3050 20-3060	28 x 68 x 52	4.9	50	
NoFloods EasyWall T50-EN Adjustable End Left NoFloods EasyWall T50-EN Adjustable End Right	20-3070 20-3080	44-52 x 68 x 52	6.5	50	
NoFloods EasyWall T50-AD Adjustable Straight	20-3020	57-70.5 x 68 x 52	6.8	50	
NoFloods EasyWall T50-WP Wall Connector - Left NoFloods EasyWall T50-WP Wall Connector - Right	20-3090 20-3100	15 x 68 x 52	1.5	50	




The NoFloods EasyWall T50-EN End and Wall-connector Modules are available as a set or individually in left or right versions.

NoFloods EasyWall™

D55

The D55 with detachable membrane is designed for use on uneven or irregular surfaces. The membrane adapts to surface variations, ensuring a tighter seal and improved stability compared to fixed designs—delivering reliable protection even where the ground is not perfectly level.




Product	Product ID	Dimensions (W x D x H) (cm)	Weight (Kg)	Protection Height (cm)	
NoFloods EasyWall D55F-ST Straight	20-3450	90 x 75 x 55	5.5	53	
NoFloods EasyWall D55F-IN Inward corner 30°	20-3460	85-195 x 64 x 55	7.4	53	
NoFloods EasyWall D55F-OU Outward corner 30°	20-3470	95-190 x 62 x 55	7.4	53	

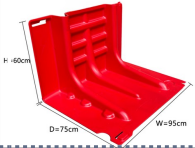
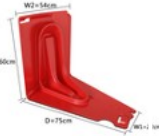


This model is not available in the USA, Canada, Puerto Rico, the UK, Ireland, or Qatar.

NoFloods EasyWall™

S60

The S60 offers the same design and functionality as the S50, but with increased height for greater protection. Like the S50, it can be slightly adjusted during installation without the need for corner modules, ensuring flexibility and reliability in use.



Product	Product ID	Dimensions (W x D x H) (cm)	Weight (Kg)	Protection Height (cm)	
NoFloods EasyWall S60-ST Straight	20-3310	95 x 75 x 60	7.2	58	
NoFloods EasyWall S60-IN Inward corner 30 °	20-3320	21-54 x 75 x 60	3.0	58	
NoFloods EasyWall S60-OU Outward corner 30 °	20-3330	34-65 x 75 x 60	3.1	58	
NoFloods EasyWall S60-EN End - Left NoFloods EasyWall S60-EN End -Right	20-3340 20-3350	30 x H 75 x 60	3,6 ± 5%	58	

The NoFloods EasyWall S60-EN End Modules are available as a set or individually in left or right versions.

NoFloods EasyWall™

S75

The S75 provides the same design and functionality as the S50, but with increased height for greater protection. Like the S50, it allows slight adjustments during installation without the need for corner modules. In addition, the S75 is equipped with an integrated handle, making it easier to carry, position, and move on site.



Product	Product ID	Dimensions (W x D x H) (cm)	Weight (Kg)	Protection Height (cm)	
NoFloods EasyWall S75-ST Straight	20-3370	100 x 90 x 75 (83)	9.6 ± 2%	73	
NoFloods EasyWall S75-IN Inward corner 30°	20-3380	59-21 x 85 x 75	3.8 ± 2%	73	
NoFloods EasyWall S75-OU Outward corner 30°	20-3390	71-34 x 85 x 75	3.8 ± 2%	73	
NoFloods EasyWall S75-EN End - Left NoFloods EasyWall S75-EN End -Right	20-3400 20-3410	30 x 85 x 75	3.5 ± 5%	73	


The NoFloods EasyWall S75-EN End Modules are available as a set or individually in left or right versions.

NoFloods EasyWall™

T80

The T80 offers the same design and functionality as the T50, but with increased height for higher protection levels. It combines the T-series' superior sealing and robust locking mechanism with added defense against extreme flooding.

NOTE: For this model **four (4)** corner pieces are required to create a 90 degree turn.



Product	Product ID	Dimensions (W x D x H) (cm)	Weight (Kg)	Protection Height (cm)	
NoFloods EasyWall T80-ST Straight	20-3120	70.5 x 98 x 82	8	80	
NoFloods EasyWall T80-IN Inward corner 22,5 °	20-3140	84.5-48 x 98 x 82	8	80	
NoFloods EasyWall T80-OU Outward corner 22,5 °	20-3150	48-86 x 98 x 82	7	80	
NoFloods EasyWall T80-EN End Right NoFloods EasyWall T80-EN End Left	20-3160 20-3170	41 x 98 x 82	10.5	80	
NoFloods EasyWall T80-WP Wall Connector Left NoFloods EasyWall T80-WP Wall Connector Right	20-3180 20-3190	15 x 98 x 82	5	80	
NoFloods EasyWall T80-AD Adjustable Straight	20-3130	57-70.5 x 98 x 82	11.5	80	


The NoFloods EasyWall T80-EN End and Wall-connector Modules are available as a set or individually in left or right versions.

NoFloods EasyWall™

T100

The T100 builds on the proven design of the T50 and T80, offering the tallest barrier in the T-series. With the same watertight sealing and robust interlocking system, it provides superior defense against extreme flood events, ensuring resilience where maximum protection is required.

NOTE: For this model, **two (2)** corner modules are required to form a 90° inward angle, and **four (4)** corner modules are required to form a 90° outward angle.

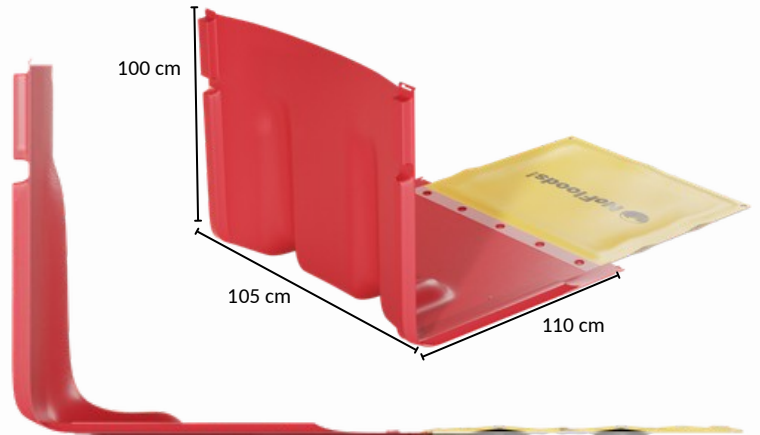





Product	Product ID	Dimensions (W x D x H) (cm)	Weight (Kg)	Protection Height (cm)	
NoFloods EasyWall T100-ST Straight	20-3210	83 x 120 x 100	12,5	100	
NoFloods EasyWall T100-IN Inward corner 45°	20-3220	17-107 x 120 x 100	13,6	100	
NoFloods EasyWall T100-OU Outward corner 22,5°	20-3221	29-94 x 120 x 100	10,5	100	
NoFloods EasyWall T100-OU 90 - Outward 90 degree corner (2 x 45°)	20-3230	17-107 x 240 x 100	27,5	100	
NoFloods EasyWall T100-EN End Right NoFloods EasyWall T100-EN End Left	20-3215 20-3216	44 x 120 x 100	15	100	

NoFloods EasyWall™

D100

The D100 is the tallest model in the D-series, designed for maximum protection on uneven or irregular surfaces. Equipped with a detachable membrane, it adapts to ground variations to ensure a secure seal and stable performance even where the surface is not perfectly level.



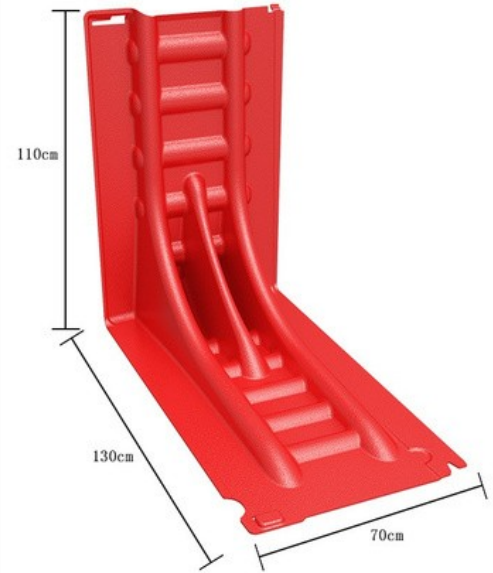
Product	Product ID	Dimensions (W x D x H) (cm)	Weight (Kg)	Protection Height (cm)	
NoFloods EasyWall D100F-ST Straight	20-3490	105 x 110 x 100	14.5	98	
NoFloods EasyWall D100F-IN Inward corner 30°	20-3500	95-256 x 120 x 100	18	98	
NoFloods EasyWall D100F-OU Outward corner 30°	20-3510	302 x 145 x 100	18	98	

This model is not available in the USA, Canada, Puerto Rico, the UK, Ireland, or Qatar.

NoFloods EasyWall™

S110

The S110 is the tallest model in the S-series, offering the same flexibility and slide connection as the other S models, with slight adjustment possible during installation without corner modules. Its increased height provides maximum protection while maintaining easy handling and reliable performance.

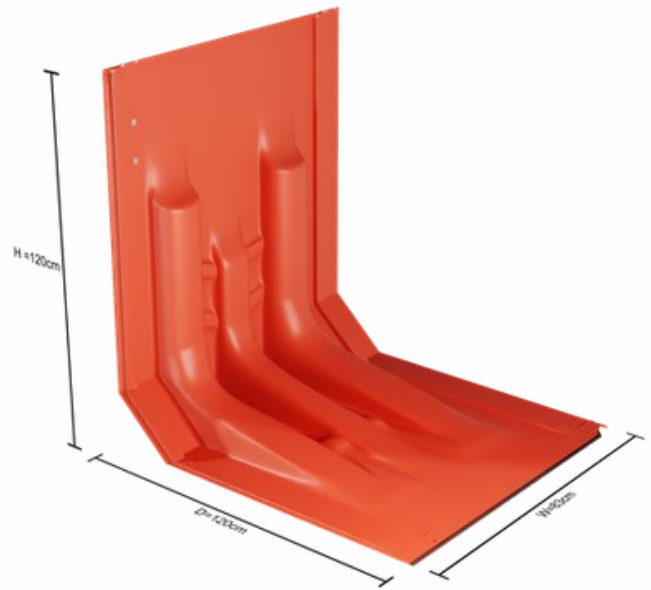





Product	Product ID	Dimensions (W x D x H) (cm)	Weight (Kg)	Protection Height (cm)
NoFloods EasyWall S110-ST Straight	20-3440	70 x 130 x 110	13.0 ± 2%	108

NoFloods EasyWall™

T120

The T120 is the tallest model in the T-series, designed for situations where water levels exceed the capacity of the T100. Sharing the same proven design and locking system, it delivers maximum protection in the most demanding conditions.



Product	Product ID	Dimensions (W x D x H) (cm)	Weight (Kg)	Protection Height (cm)	
NoFloods EasyWall T120-ST Straight	20-3240	83 x 120 x 120	16	120	
NoFloods EasyWall T120-IN Inward corner 45°	20-3241	105 x 120 x 120	14	120	
NoFloods EasyWall T120-OU 90 - Outward 90 degree corner (2 x 45°)	20-3243	105 x 240 x 120	28	120	



APPLICATIONS





CONTACT



Hareskovvej 17i
4400 Kalundborg, Denmark



+45 53 79 20 87



+45 70 70 74 82



info@nofloods.com



www.nofloods.com